

PAJERO



PAJERO

KING OF THE



Being 4WD champion is a dirty job. But someone's got to win the Paris to Dakar. And Pajero has done it an unequalled 10 times since 1985.

1985 1992 1993 1997 1998



THE DESERT



It's a bone-shaking, suspension-shattering, strength-sapping 10,000 km route. And it's where the constantly evolving technology and superb engineering of the vehicle that defined a whole new category really proves itself. In some of the toughest conditions imaginable, legendary Pajero continues to chew up and spit out the competition in a relentless drive to the chequered flag.



2001 2002 2003 2004 2005

BALANCE

IS UNDERSTOOD



The new Pajero's superb balance of power, handling, safety and control was conceived in development and has been realised in execution. It's the product of integrating advanced power and control elements into a sleekly sculptured new monocoque body with built-in frame, optimising handling with new all-wheel independent suspensions, and then securing all systems with comprehensive safety. The result retains the off-road crown, while setting new standards of excellence in on-road performance, comfort and safety.

ONE-PIECE BODY



The inherent strength of the new monocoque body allowed lowering the engine, which in turn lowered the centre of gravity while actually increasing ground clearance. Results: improved high-speed cornering and off-road stability. The reinforced body shell's remarkable rigidity also increases overall suspension flexibility, allowing fuller realisation of its dynamic potential.

SUSPENSION TRAVEL



Adoption of a monocoque body enabled the use of coil springs, increasing front and rear wheel travel, and enhancing both off-road prowess and on-road comfort.

SRS AIRBAGS







Adding to the collision protection offered by SRS (Supplement Restraint System) front airbags, the driver and front passenger also benefit from new SRS side airbags (EXCEED only), which activate in side collisions. Maximum protection in a collision is available only when occupants use the standard three-point ELR seatbelts.

T O O D

Super Select 4WD (SS4-II)

SS4-II's electronically controlled transfer lever ensures smooth, effortless shifting through all four transfer modes.

Torque split The centre differential has been upgraded with new planetary gears, enabling a 33:67 front/rear torque split in 4H mode, for safer high-speed cornering in 4WD. The centre differential's VCU (Viscous Coupling Unit) automatically proportions torque up to 50:50 rear to front, improving both straight-line stability and off-road performance.

2H	4H	4HLc	4LLc
			
2WD high range is ideal for smooth, economical performance; generally best for highway cruising or city driving.	4WD high range is the full-time 4WD mode. By optimising the traction ratio between front and rear wheels, this position enhances stability, while offering the extra tyre grip needed to ensure safe high-speed driving in variable conditions.	4WD high range with centre differential locked, so power is distributed evenly front to rear; improves traction and manoeuvrability on rough roads, as well as sandy or snow-covered surfaces.	4WD low range with centre differential locked; lowers the centre differential gear ratio, providing greater torque for climbing or descending steep inclines at very low speeds, or going through deep snow, mud or sand. To shift into or out of 4LLc, the Pajero should be brought to a full stop.



INVECS-II Sports MODE 5A/T

Intelligent & Innovative Vehicles Electronic Control System

INVECS-II matches gear selection and shift timing to individual driver preferences to provide the full range of driver enjoyment – from leisurely to sporty – safely, easily and comfortably. This intelligent automatic transmission uses two sophisticated neural logic control programmes – Optimum Shift Control and Adaptive Shift Control – in making decisions to suit its operation to individual driving style.

In **Optimum Shift Control**, INVECS-II compares current driving style and road conditions to its databank of shifting patterns to automatically select the best gear and ideal gearshift timing for a variety of driving situations.

Adaptive Shift Control monitors and learns each individual driver's throttle and braking patterns to adapt its shift timing and gear selection to suit that individual's personal driving style.

Sports Mode allows you to shift up or down merely by moving the lever forward to  or back to , to fully enjoy the dynamic feel of manual shifting.

One thing leads to another

Use of a monocoque body allowed for a succession of innovative advances, from a redesigned cockpit that's an ergonomic delight to expanded cabin space that offers all occupants more head, shoulder and leg room. Improvements and modifications in the seating system allow for more configurations and utility. But the benefit you may appreciate most: the new interior delivers more luxury and comfort, and a lot less noise and vibration no matter where your journeys lead you.

> THIRD-ROW SEAT

The third-row bench seat can now be stowed away in an underfloor compartment, simply by folding the seatback forward, then tumbling the entire seat into the compartment. To utilise the underfloor compartment and expand luggage space, just fold the seatback forward, undo the side latches and lift the seat out.



 **PAJERO**

EXCEED 3.8 MPI
3.2 DID



The Pajero is an off-road legend with technology tested and proven on the world's toughest rally courses.

Advanced power and control, optimised handling with new all-wheel independent suspensions, comprehensive safety – all wrapped up in a sleek new monocoque body designed to keep you and your passengers safe.





Note: Pajero Exceed alloy wheels may differ.



 **PAJERO**

GLS 3.8 MPi
3.2 DID



On-road and off-road the comfortable and spacious Pajero is the ideal sport utility vehicle for your family.

Whatever the conditions outside, the new interior is ergonomic and luxurious, with ABS brakes and dual front airbags providing extra safety.



Note: Pajero GLS alloy wheels may differ.



PAJERO 

3.8 MPi GLX
3.2 DID



Pajero's power plants are engineered for improved breathing efficiency, smoother performance and greater responsiveness.










Enjoy the acceleration and driveability of the 3.8 litre 24 valve multi-point fuel-injected V6 with electronic throttle control, or put the low-down grunt and power of the 3.2 litre turbocharged direct injection diesel to the test on any off-road adventure.



SPECIFICATIONS

	EXCEED		GLS		GLX	
	3.2 DDI DIESEL	3.8 MPI V6 PETROL	3.2 DDI DIESEL	3.8 MPI V6 PETROL	3.2 DDI DIESEL	3.8 MPI V6 PETROL
Displacement	3200	3828	3200	3828	3200	3828
Max power (ISO nett) kW/rpm	121/3800	150/5000	121/3800	150/5000	121/3800	150/5000
Max torque (ISO nett) Nm/rpm	373/2000	314/3250	373/2000	314/3250	373/2000	314/3250
Bore and stroke (mm)	98.5 x 105.0	95.0 x 90.0	98.5 x 105.0	95.0 x 90.0	98.5 x 105.0	95.0 x 90.0
Compression ratio	17.0	9.5	17.0	9.5	17.0	9.5
Fuel	Diesel	Regular unleaded	Diesel	Regular unleaded	Diesel	Regular unleaded
Tank capacity (litres)	90					
Overall length (mm)	4830					
Overall width (mm)	1895			1885		
Overall height (mm)	1855 (without roof rails)					
Wheelbase (mm)	2780					
Front track (mm)	1560					
Rear track (mm)	1560					
Kerb weight (kg)	2190	2135	2150	2105	2130	2085
Turning circle (m)	11.4					
Towing capacity - braked (kg)	3300					
Towing capacity - unbraked (kg)	750					
Front suspension	Double wishbone coil springs with stabiliser bar					
Rear suspension	Multi-link coil springs with stabiliser					
Wheels	16" alloy					
Tyres	265/70R16					
Brakes - front	2 pot ventilated discs					
Brakes - rear	Ventilated drum in discs					

COLOUR RANGE

	Glass Green G70		Sophia White W09		Grand Blue T11		Cool Silver A19		X24 Black
	Glass Green / Medium Grey FH3		Roanne Red / Medium Grey RDH		Grand Blue / Medium Grey BAH		Cool Silver / Medium Grey HA7		

EXTERIOR COLOUR OPTIONS		INTERIOR COLOUR COMBINATIONS		
CODE	PAINT COLOUR	EXCEED	GLS	GLX
G70	Glass Green			Grey fabric
W09	Sophia White			Grey fabric
T11	Grand Blue			Grey fabric
A19	Cool Silver	Black leather	Grey fabric	Grey fabric
X24	Black	Black leather	Grey fabric	
FH3	Glass Green / Medium Grey	Black leather	Grey fabric	
RDH	Roanne Red / Medium Grey	Black leather	Grey fabric	
BAH	Grand Blue / Medium Grey	Black leather	Grey fabric	
HA7	Cool Silver / Medium Grey	Black leather	Grey fabric	

• Standard

Note: The colours shown are approximate and may differ from the actual colours. Every endeavour has been made to ensure these specifications and colours are accurate. However, changes may occur and your dealer will be aware of any variations.

FEATURES

	EXCEED		GLS		GLX	
	3.2 DDI DIESEL	3.8 MPI V6 PETROL	3.2 DDI DIESEL	3.8 MPI V6 PETROL	3.2 DDI DIESEL	3.8 MPI V6 PETROL
Direct injected diesel 16 valve DOHC intercooled turbo engine	•		•		•	
Multi-point fuel injection 24 valve V6 SOHC engine		•		•		•
Transmission	INVECS-II speed auto with sports mode					
Super select 4WD	•	•	•	•	•	•
Power steering	•	•	•	•	•	•
Dual SRS airbags	•	•	•	•	•	•
Front side airbags	•	•				
Side impact protection beams	•	•	•	•	•	•
Engine immobiliser	•	•	•	•	•	•
Air-conditioning	Automatic/Dual		Manual		Manual	
Power windows	•	•	•	•	•	•
Power door mirrors	Bright chrome		Body colour		Black	
Audio and speakers	AM/FM radio with 6-disc in-dash CD / 6 speakers		AM/FM radio with 6-disc in-dash CD / 6 speakers		AM/FM radio with single CD / 4 speakers	
Radio antenna	Power		Power		Pillar	
Childproof door locks	•	•	•	•	•	•
Central door locking	•	•	•	•	•	•
Keyless entry	•	•	•	•	•	•
Catalytic converter	•	•	•	•	•	•
2-speed windscreen wash/wipe with intermittent control	•	•	•	•	•	•
Tinted glass	•	•	•	•	•	•
Privacy glass – rear doors, rear quarter windows and tailgate glass	•	•				
Roof-mounted rear spoiler	•	•				
ASTC – Active Stability and Traction Control with electronic anti-spin LSD function	•	•	•	•	•	•
Alloy wheels	16"					
Multi-mode ABS brakes with Electronic Brake Force Distribution	•	•	•	•	•	•
Front fog lamps	•	•				
Steering wheel	Wood and leather		Leather		Standard	
3rd row removable bench seat with stowage function	•	•	•	•	•	•
Leather seats with driver's and passenger power seat (leather face only)	•	•				
Heated front seats	•	•				
Electronically controlled tilt and sliding anti-trapping sunroof	•	•				
Roof rails	•	•	•	•		
Spare wheel cover – hard type	•	•	•	•		
Side steps – built-in type	With lamps	With lamps	•	•		
Cruise control	•	•	•	•	•	•
Wood-print centre panel	•	•				



















ACCESSORIES

CROSS BARS E, GLS	<p>These cross bars are strong, look great and can easily be fitted to the Pajero.</p> <p>Part no: U804/12808 (Universal) U804/100237 (Custom)</p>	ROOF RAILS GLX	<p>Available with a full range of accessory add-ons, e.g. snowboard racks.</p> <p>Part no: U804/SB1000-1275 Permanent mount with 2 rails (GLS) U804/020376 Prorack clamp mount with 2 rails (GLS) U804/020378 Prorack third rail U804/FRS229 Fast Rack System clamp mount with 2 rails (pictured above)</p>
TOWBAR AND TOWBALL ALL	<p>Towbar capacity rated at 750 kg unbraked and 3300 kg braked. Towbars are fitted with 1 7/8-inch cadmium towball. Refer to your owner's manual for full towing details.</p> <p>Part no: JLC10732C JLC10732C (MPI) rated 2500 kg braked</p>	WEATHERSHIELD ALL	<p>Available as a vehicle set, they prevent rain and run-off water from entering the cabin when driving with a partly open window.</p> <p>Part no: JCMR921357 (LH) JCMR921358 (RH)</p>
SIDE STEPS GLX	<p>Side steps allow easier entry to the vehicle and provide excellent access to the roof area.</p> <p>Note: Side steps may differ from image shown.</p> <p>Part no: U810/PEJROSTEP</p>	BONNET PROTECTOR ALL	<p>Constructed from heavy duty acrylic, it deflects flying stones and prevents chipping of the bonnet paintwork.</p> <p>Part no: U810/PBP</p>
HEADLAMP PROTECTORS ALL	<p>Clip-on guards prevent damage to lights caused by flying stones and are easily removed for cleaning when required.</p> <p>Part no: JCMR921355</p>	PAJERO TYRE CASE GLX	<p>This classy, lockable tyre case offers protection and looks great in black and chrome.</p> <p>Part no: U810/PWC</p>
FLOOR MATS ALL	<p>Available in charcoal. These floor mats are contoured and branded especially for Pajero, featuring an Ecotread 'non-slip' backing to prevent the mats from slipping. Includes one-piece rear mat.</p> <p>Part no: US803/PCM</p>	FOUR SEASONS BOX ALL	EXPLORO BOX ALL
SEAT COVERS ALL	<p>Protect the seat fabric and prevent stains and damage with custom-fit Town and Country Seat Covers made out of denim and suede.</p> <p>Part no: U811/TCCFTUB (Grey denim/Black suede) U811/TCCFTGC (Green denim/Tan suede) U811/TCCFTSC (Blue denim/Tan suede) U811/TCCFTUB (Brown denim/Tan suede) U811/TCCFTGC (Grey denim/Blue suede)</p>	FOUR SEASONS BOX ALL	<p>Carries almost as much as the Four Seasons Box. Large 305 litre capacity. Size: 1250 x 950 x 380 mm.</p> <p>Part no: US804/EXP1</p>
		WAGON CARGO LINER ALL	<p>Carries skis, fishing rods, camping equipment, golf clubs and just about everything else. Large 430 litre capacity. Size: 2250 x 800 x 325 mm.</p> <p>Part no: US804/FSN2</p>
			<p>Ideal for protection of rear carpeted cargo area to contain all those messy spills and damage from everyday use e.g. pets, garden clippings.</p> <p>Part no: U803/CMP</p>
		MODELS GLS, GLX, E	

ACCESSORIES



<p>RED EVO JACKET</p> <p>Part no: EVOJ</p> 	<p>POLAR FLEECE VEST</p> <p>Part no: U2/VEST</p> 	<p>POLO SHIRT Part no: U2/PS</p> 	<p>BEANIE Part no: U2/BB</p> 
	<p>CAP Part no: U2/PCAPS</p> 	<p>UMBRELLA Part no: U2/GU</p> 	<p>GOLF TOWEL Part no: U2/GT</p> 
<p>MUG Part no: U2/EVOPM</p> 	<p>FIRST AID KIT Part no: U2/FAK</p> 	<p>RED EVO CAP</p> <p>Part no: U2/EVOCAPR</p> 	<p>BLACK EVO CAP</p> <p>Part no: U2/EVOCAPB</p> 
<p>BLACK EVO SPORTS BAG</p> <p>Part no: U2/EVOSB</p> 	<p>MINI MAG-LITE Part no: U2/ML</p> 	<p>GOLF BAG KEY RING</p> <p>Part no: U2/MGB</p> 	<p>KEY RING Part no: U2/KR</p> 

You can easily order any of these Mitsubishi accessories by contacting your local Mitsubishi Motors dealer on **0800 54 53 52**

Every effort has been made to ensure the features and specifications of all parts in this brochure are correct; however changes may occur. Please note that these parts are conditional on availability. Your Mitsubishi Motors dealer will be able to advise you on the current availability of parts.



CARE FOR YOUR

PAJERO

Mitsubishi has a set of superior service standards we set ourselves every day. It defines our attitude to our customers and their vehicles. It is expressed in such details as the comprehensive service notes you receive and the questionnaires that give you the opportunity to comment on our work.

> MITSUBISHI WARRANTY

The Mitsubishi Warranty gives you three-year/100,000 km bumper-to-bumper protection. The comprehensive cover includes corrosion perforation and even Mitsubishi accessories like the vehicle audio system.

Your warranty is transferable, so if you sell the vehicle within three years/100,000 km, the new owner can continue to enjoy peace of mind for the remainder of the period.

> MITSUBISHI EXTENDED WARRANTY

Extended warranties are available at the time of purchase at very competitive rates. You can extend the standard three-year/100,000 km Mitsubishi Warranty by anything from 12 to 36 months.

> MITSUBISHI SERVICE

Your first service at one month/1,500 km is free. After that, your petrol Pajero only needs servicing every six months/10,000 km, and diesel's every three months/5,000 km.

> MITSUBISHI FINANCE

Paying cash is just one of the ways to purchase a Mitsubishi. There is a range of finance options that make ownership easier – you should explore them with your Mitsubishi Motors dealer.

For example, leasing helps spread the impact of a big capital purchase and provides protection against depreciation costs.

The ways Mitsubishi lease packages can be tailored are virtually limitless. You can spread or delay payments to suit your situation.

One option is the Operating Lease, particularly suitable for businesses, where your rental is effectively the monthly payment.

Leasing means you don't have a depreciating asset and you can keep upgrading regularly without having to worry about selling used vehicles.

> MITSUBISHI ROADSIDE ASSISTANCE

Wherever you travel in New Zealand, no matter what happens, you have the support of our 24-hour helpline right through the warranty period. Whatever it takes to get you going again, Mitsubishi roadside assistance will work with the nearest Mitsubishi Motors dealer to make it happen. If necessary, we can even help with rental car or accommodation costs. To talk to Mitsubishi staff who can help, just call 0800 806 661.

> MITSUBISHI PAYMENT PROTECTION

Your Mitsubishi Motors dealer can also arrange Payment Protection Insurance. It means that, in the event of an illness, accident or interruption to your income, you and your family will be able to continue enjoying your Mitsubishi.

> MITSUBISHI FULL REPLACEMENT VEHICLE INSURANCE

Mitsubishi Motors dealers can offer you a special insurance package with full replacement instead of the 'agreed value' most policies provide. It means that if your new vehicle is written off within the first three years or 100,000 km of continuous ownership, you will receive a brand new one. If there has been a model upgrade since you purchased, you will get the upgrade.

Mitsubishi's insurance gives you competitive premiums negotiated with the benefit of group buying power, and the reassurance of knowing only genuine Mitsubishi parts will be used in any repairs.

> MITSUBISHI SERVICE AND PARTS

With 60 dealers nationwide, Mitsubishi's network is one of the most extensive in New Zealand. Wherever you are, whatever assistance you need, support is always close at hand.

Mitsubishi's M-Step Technician Training


Qualified technicians are well trained to service your vehicle – many of them have also passed through the international M-step Mitsubishi training plan. They work to detailed servicing specifications, set out by the manufacturer and adapted for New Zealand driving conditions.

D V D

INTERACTIVE

Discover Pajero's MATT™ (Mitsubishi All Terrain Technology)

MATT™ is one of the latest innovations in automobile engineering. It stands for Mitsubishi All Terrain Technology and works behind the scenes to enhance your vehicle's safety and performance. Standard on all Pajero models, it includes active stability control, multi-mode anti-lock braking system, active traction control with engine brake assist control and super select II 4WD. To learn more please view the DVD presentation attached.





Fly Buys terms and conditions apply.



**MITSUBISHI
MOTORS**

www.mitsubishimotors.co.nz

MID2434