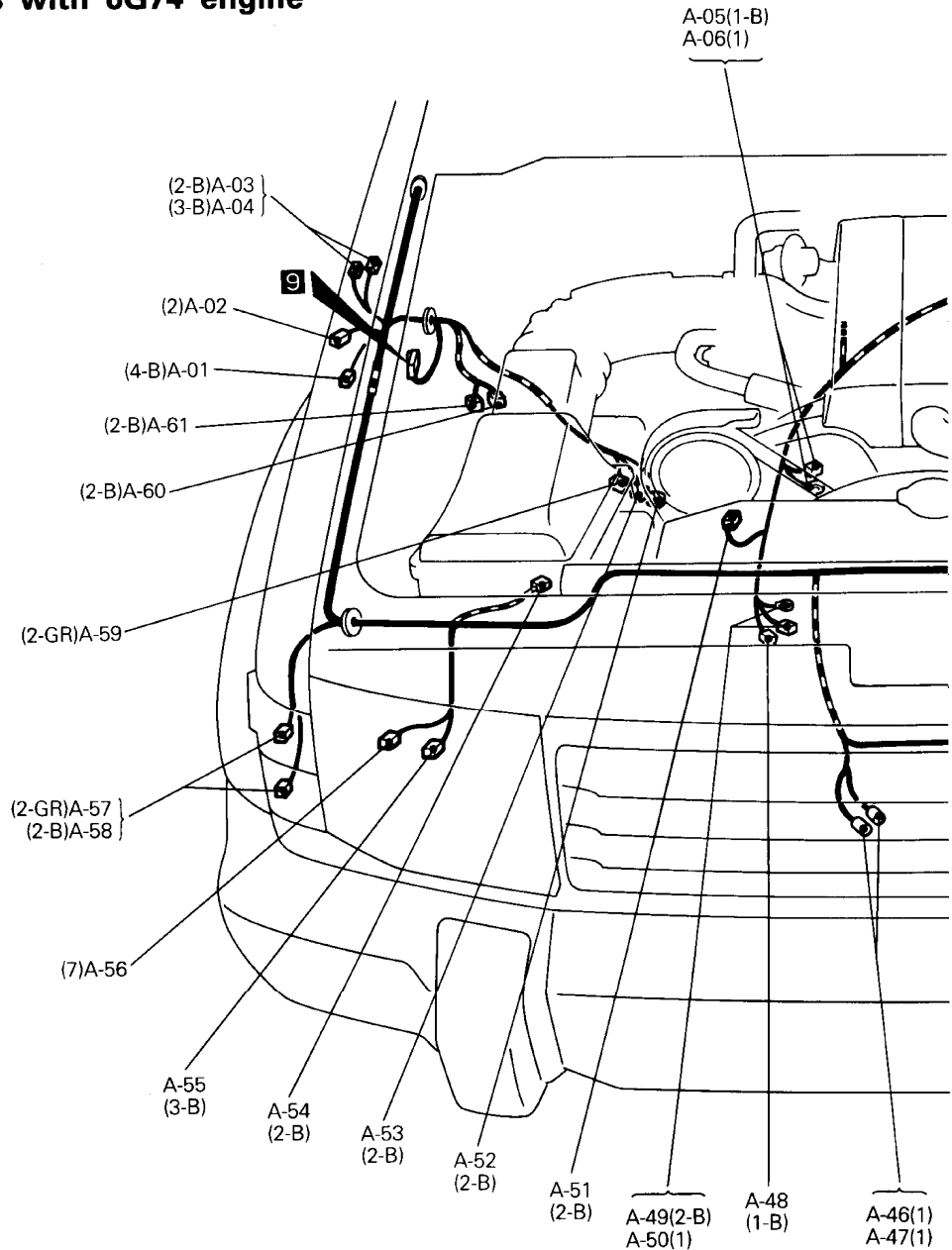



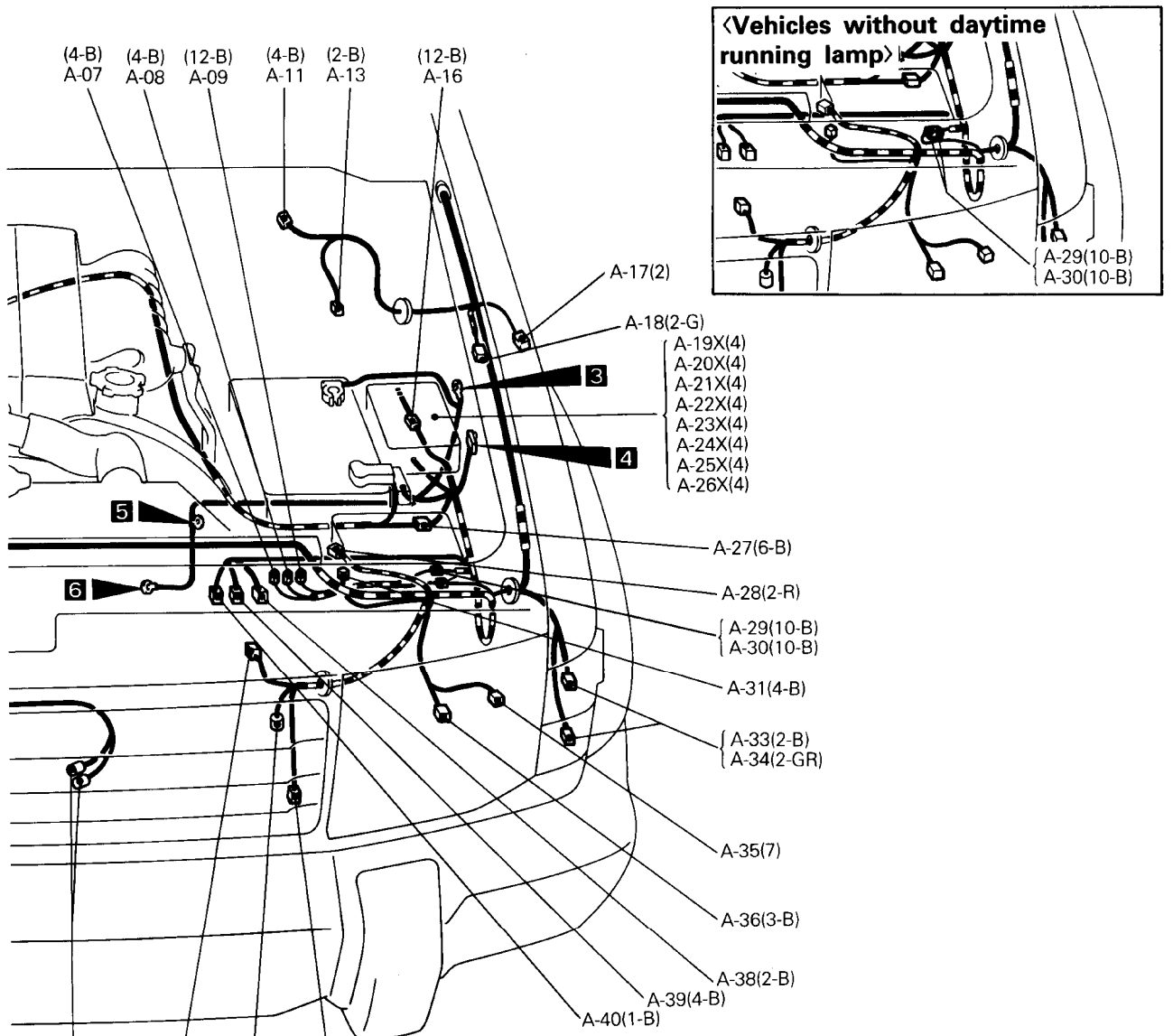
2A-16 WIRING HARNESS CONFIGURATION DIAGRAMS — Engine Compartment

L.H. drive vehicles with 6G74 engine



A-01	Headlamp washer motor and headlamp washer fluid level sensor	A-15	—
A-02	Side turn signal lamp (RH)	A-16	Control wiring harness and front wiring harness combination
A-03 } A-04 }	Motor antenna	A-17	Side turn signal lamp (LH)
A-05 } A-06 }	Starter	A-18	Windshield washer motor
A-07	Daytime running lamp relay 2	A-19X } thru }	Refer to centralized junction
A-08	Daytime running lamp relay 1	A-26X }	
A-09	Daytime running lamp control unit	A-27	Battery cable and front wiring harness combination
A-10	—	A-28	Front impact sensor (LH) <SRS>
A-11	Windshield wiper motor	A-29	Daytime running lamp harness and front wiring harness combination or front wiring harness joint connector
A-12	—	A-30	—
A-13	Brake fluid level switch	A-31	Horn relay <Vehicles with SRS>
A-14	—	A-32	—

WIRING HARNESS CONFIGURATION DIAGRAMS — Engine Compartment 2A-17



36E0112

- | | | | | | |
|---------|-------|--------|-----------|------|---|
| A-44(1) | A-43 | A-42 | A-41(2-B) | A-46 | } Horn (HI) |
| A-45(1) | (2-B) | (2-BR) | | A-47 | |
| A-33 | | | | A-48 | Oil pressure switch |
| A-34 | | | | A-49 | } Alternator |
| A-35 | | | | A-50 | |
| A-36 | | | | A-51 | Engine oil level sensor |
| A-37 | | | | A-52 | Speed sensor (Front:RH) <ABS> |
| A-38 | | | | A-53 | Shock absorber (Front:RH) <Remote controlled variable shock absorber> |
| A-39 | | | | A-54 | Front impact sensor (RH) <SRS> |
| A-40 | | | | A-55 | Headlamp (RH) |
| A-41 | | | | A-56 | Headlamp leveling unit (RH) |
| A-42 | | | | A-57 | } Front combination lamp (RH) |
| A-43 | | | | A-58 | |
| A-44 | | | | A-59 | Free wheel engage switch |
| A-45 | | | | A-60 | Solenoid valve A <Super select 4WD> |
| | | | | A-61 | Solenoid valve B <Super select 4WD> |